



# OVERVIEW

The Week of Love and Growth was organised in our school to promote self-love, appreciation for relationships, and mental health among the students.

In English classes, students learned about positive personality traits, listened to love-themed humor, and participated in group singing. This helped create a fun, uplifting atmosphere.

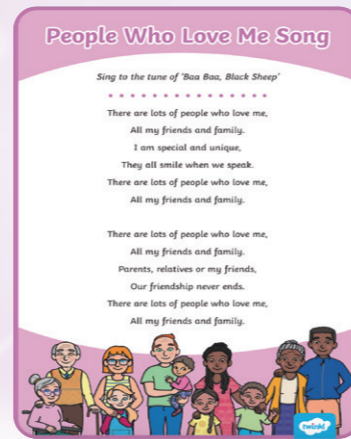
The enthusiastic participation, emotional resonance, group bonding, learning and reflection suggested that our students were highly engaged and responsive to the activities.



Our Slogan for the Week of Love and Growth



The Reflection in Me, FableVision.



People Who Love Me Song



Listen to "The Reflection in Me".



Watch 5H students enjoying the love song.



Listen to 2H students singing the love song.



# LET'S DRAW OUR OWN SELFIE!

As an extension of the lessons, during "Week of Love and Growth," students applied the positive personality traits they had learned and presented it in a 'selfie' form. It encouraged students to visualize how they see themselves in light of the desirable qualities covered in the lessons.

# LET'S LOOK AT SOME BEAUTIFUL SELFIES!

Examples of student 'selfies' and their associated traits:

- Selfie 1:** I am... kind, confident, wonderful, helpful, honest, smart, optimistic, brave, respectful, friendly.
- Selfie 2:** I am... kind, confident, wonderful, helpful, honest, smart, optimistic, brave, respectful, friendly.
- Selfie 3:** I am... kind, confident, wonderful, helpful, honest, smart, optimistic, brave, respectful, friendly.
- Selfie 4:** I am... kind, confident, wonderful, helpful, honest, smart, optimistic, brave, respectful, friendly.
- Selfie 5:** I am... kind, confident, wonderful, helpful, honest, smart, optimistic, brave, respectful, friendly.



# DAY 1 BINGO!

A BINGO activity was organized for students. Through this recess activity, students demonstrated their understanding of the desirable qualities and characteristics covered in the lessons. The activity was facilitated with the support of the school's "Love Ambassadors" and "English Ambassadors." It was an enjoyable and educational experience for all students.



Let's play BINGO with our Love Ambassadors and Ms Arzu



Wow! Our English Ambassadors showing love and care by encouraging students.



Let me help you, little one!

I can play BINGO very well


# BINGO

# DAY 2 MATCH! MATCH!

This interactive game challenged the students to pair up and match different concepts related to self-love, relationships, and personal growth. The game required them to think critically about the connections between these important themes.



Our Principal, Ms Lo participating in the "Match! Match!" game with the students.



## DAY 3 I CAN SEE ME IN THE MIRROR!

The focus shifted to introspection and self-reflection. Students were asked to recite the week's slogan, "May you see yourself as you truly are". Upon reciting the slogan, each student received a positive sticker to affix to the "graffiti wall" located in the school hall.

The activity 'I can see me in the mirror!' provided a meaningful opportunity for introspection, self-discovery, and the outward expression of the students' journey of self-acceptance and growth.



Our Principal, Ms Lo and teachers also got a chance to participate with the students. It was amazing!



Can you see yourself in the mirror?



Let's stick the sticker on the graffiti wall.



Let's recite the slogan of the week.

## DAY 4 CRAFT TIME: FORTUNE TELLER!

During recess, students created their own "fortune tellers". Each fortune teller the students made was designed to showcase positive personality traits and acts of kindness. Through this creative exercise, students were able to apply self-love and compassion towards others.

Students were then encouraged to walk around and interact with their peers. They approached their friends and classmates, invited them to play with the fortune teller, and then completed an act of kindness together. It fostered a sense of community, as the students engaged with one another, shared their fortune tellers, and carried out kind deeds.



Students enjoyed making their "Fortune Teller".



Let's play our fortune teller with Ms Arzu.



Our teachers enjoyed making the fortune teller with the Ambassadors too.



# DAY 5: BONDING TIME AT HRCPS(CWB)

## ★ ★ ★ LET'S THINK OF A FUN ACTIVITY!



Students from Primary 4 to Primary 6 were given a task sheet to brainstorm a fun activity they could do with their younger schoolmates from Primary 1 to Primary 3. It was a wonderful opportunity for the junior and senior students to come together and spend quality time getting to know one another better.

After the bonding activity, Primary 1 to Primary 3 students then had the chance to express their gratitude to their elder partners by creating heartfelt "Thank You" cards. This exchange of gratitude and the personal connections formed were truly special moments that encapsulated the essence of the "Week of Love and Growth."

In a nutshell, this final day of the "Week of Love and Growth" event was a resounding success, providing a meaningful and memorable conclusion to the school's efforts to nurture self-acceptance, positive relationships, and a supportive community.

## ★ ★ ★ MEETING OUR FRIENDS!



Having some fun playing cards!



Let's play chess together!



It's great to show that we are thankful for our new friends!



That looks cool!




Do you want to read together?



Reading time with our Principal, Ms Lo and Mr Kam.

## ★ ★ ★ TIME TO DELIVER OUR "THANK YOU" CARDS!



★ ★ WEEK OF LOVE REFLECTIONS:



**JASPER TAM (6H)**

I learnt to be patient with younger students. I think the most memorable activity was making paper fortune tellers because we had to interact with the younger students a lot.



**ANTHEA HUA (6H)**

I learnt to treat the Primary 1 to Primary 3 students nicely and speak softly to them during the Week of Love. I was caring and responsible. They were all very polite and they lined up consciously. Well done!



**ALICE CHENG (6P)**

I learnt a lot of new positive traits during the Week of Love lessons. I used these positive traits in my bonding activity with a Primary 3 student. I learn to be caring too.



**CHARAMY CHAN (5G)**

The bonding activity was the most memorable to me because I had a wonderful time with the Primary 2 student.



**ANDREA LAI (6H)**

During the Week of Love bonding activity, I showed love to the Primary 3 students. I shared my snacks and chatted with my Primary 3 friend. It was fun!



**LEONA CHAN (6R)**

I played games like Hangman, Would You Rather, and Two Truths and A Lie during the bonding activity with my new Primary 3 friends. I also played with the fortune teller with all my friends. That was a great experience!



**ELINA HU (6P)**

During the Week of Love I tried to show love and care. The most memorable activity from the Week of Love was the Bingo game. It was fun, and not too easy or difficult for students. I liked the Bingo game.



**KEUNG CHI YI (5P)**

I have learnt to be caring. I took care of a Primary 2 student during the bonding activity. By learning how to be caring, I was able to prepare for the bonding activity.



**SHERYL LEE (6H)**

I enjoyed spending time with younger students. The most memorable activity during the Week of Love was making the paper fortune tellers because the activity is fun.



**ANNA MAK (6R)**

During the Week of Love, the activities incorporated love and compassion, which helped me grow emotionally. It also inspired me to help the elderly. The Week of Love taught me to love my family, and take care of the elderly.



**HALEY CHAN (6J)**

The Bingo activity was the most memorable to me, because it was the first time I played with the younger students. It was really fun and enjoyable to see how much they enjoyed playing the game.



**ENOCH TSANG (5J)**

I've learnt that I should be more patient and show empathy to others. This helped me during the bonding activity with a Primary 2 student. I was happy that I could get along with the Primary 2 students and play with them. It was fun!



**ANNA HUANG (6R)**

I learnt that I should care for others, and be nice to others during the bonding activity with Primary 3 students. This activity was very memorable because we all had a great time.



**ELLY LEUNG (6J)**

I cared for and chatted with the Primary 3 students. I learnt that Primary 6 students can be friends with Primary 3 students. Playing the Bingo game was the most memorable because it was great joy to witness their happiness.



**AIDEN YIU (6G)**

I learnt to care for others and to show love and respect. I enjoyed the bonding time activity because I could share my experiences with my Primary 3 friend.



**LEWIN CHAN (5H)**

The mirror reflection day was the most memorable to me because I learn the meaning of "May you see yourself as you truly are."